

March 2025

## REGISTER OF NOTIFIABLE APPROVED RACING GEAR

### New Zealand Thoroughbred Racing



*New Zealand is a member of the **International Federation of Horseracing Authorities Register of Approved Gear** which includes the following member authorities ~ Australian Racing Board, Emirates Racing Authority, Hong Kong Jockey Club, New Zealand Thoroughbred Racing, and Singapore Turf Club*

Special Thanks:  
Australian Racing Board  
Racing Victoria  
Hong Kong Jockey Club

# Contents

|                                    |       |
|------------------------------------|-------|
| Blinkers                           | 1     |
| Visor Blinkers                     | 1     |
| Pacifiers   Pacifiers and Blinkers | 2     |
| Side Winkers                       | 3     |
| Shadow Roll                        | 4     |
| Brow Band   Brow Roll              | 4     |
| Ear Covers                         | 5     |
| Ear Covers Pre-Race                | 5     |
| Compression Hoods with Ear Muffs   | 6     |
| Ear Plugs                          | 6     |
| Ear Plugs Pre-Race                 | 6     |
| Tongue Ties                        | 7     |
| Nose-Band                          | 7     |
| Boots                              | 8     |
| Rubber Ring                        | 8     |
| Bandages                           | 9     |
| Cornell Collar                     | 10    |
| Nasal Strip                        | 11    |
| Tail Chain                         | 11    |
| Barrier Blanket                    | 12    |
| Barrier Blindfold                  | 12    |
| Bits   Standard                    | 13-17 |
| Bits   Norton                      | 17    |
| Bits   Lugging                     | 18-19 |
| Bits   Tongue Control              | 19    |
| Bits   Butterfly                   | 20    |
| Bits   Prohibited                  | 20    |
| Cheek Burr   Lugging Cheeker       | 20    |
| Bridles   Reins   Stoppers         | 21    |
| Cheekers   Bit Lifter              | 21    |
| Plates   Fitting Specification     | 22    |
| Plates   Approved Racing           | 22-23 |
| Plates   Prohibited                | 23    |
| Plates   Bar Plates and Tips       | 24    |
| Plates   Glue On                   | 24    |
| Plates   Concussion, Shock Shod    | 25    |
| Hoof Pads                          | 25    |
| Rearing Bit   Stallion Chain       | 26    |
| Barrier Extension                  | 26    |
| Safety Irons                       | 26    |
| List of Notifiable Gear            | 27    |

All registered approved gear must be used in conjunction with New Zealand Thoroughbred Racing's rules and policies. All notifiable gear must be declared prior to the advertised withdrawal time in accordance with the programme directory.

**Rules and Regulations 609 NZTR** may determine and publish an approved gear list of:

(a) the type and nature of gear which is required to be used, and which it is permissible to use, as racing gear for horses and riding gear for Riders; and

(b) Notifiable Gear, which is to be used in accordance with Rule 616, and a horse or Rider using racing or riding gear, as applicable, must only use gear in accordance with the requirements of these Rules except where:

(c) a Stipendiary Steward grants a Rider who is temporarily visiting New Zealand permission to use gear which may not comply with the requirements of the approved gear list, provided that the Stipendiary Steward is satisfied that such Rider's gear is approved for use in the country in which the Rider normally resides; or

(d) NZTR, in its sole discretion, permits from time to time the use of racing or riding gear which is not in accordance with the requirements of these Rules and the approved gear list, in which event a horse or Rider may use such alternative riding or racing gear as expressly permitted by NZTR and in accordance with any conditions NZTR may impose.

616 (1) Subject to Rules 609 and 616(2), only an item or items of approved gear or Notifiable Gear may be used on a horse in a Race, a trial, jump-out or in trackwork, provided that the Stipendiary Stewards may approve other gear for a particular horse to be used in trackwork.

(2) A Trainer shall not start or attempt to start a horse in a Race in an item or items of Notifiable Gear unless permission has been obtained from a Stipendiary Steward before the horse is accepted or is deemed to be accepted for that Race.

(3) A trainer shall not start or attempt to start a horse in a Race unless that horse has a numbered saddle cloth supplied by the Club which may contain a device to permit the capturing of data on that horse's performance during the Race. Any such data may be used by NZTR for such purposes as it sees fit. [Amended 1 August 2014]

(4) When permission has been obtained in accordance with sub-Rule (2) of this Rule 616 for the use of an item or items of Notifiable Gear on a horse, such item or items of Notifiable Gear will continue to be used without variation on the horse concerned in consecutive subsequent Races unless permission has been obtained from a Stipendiary Steward before the horse is accepted or is deemed to be accepted for a subsequent Race, or the Trainer is otherwise approved or instructed by a Stipendiary Steward to change or adjust the Notifiable Gear that is to be used for that horse.

(5) A horse which starts, or attempts to start, in a Jumping Race shall be subject to the requirements of sub-Rules (1), (2) and (3) of this Rule 616 together with requirements of Rule 529.

(6) Subject to sub-Rule (3), any permission a Trainer obtains from a Stipendiary Steward under this Rule 616 to start or attempt to start a horse in particular items of Notifiable Gear:

(a) for a Flat Race shall only apply to Flat Races;


(b) for a Jumping Race shall only apply to Jumping Races.

For the avoidance of doubt, the Trainer has no obligation to seek a Stipendiary Steward's approval to start or attempt to start a horse in a subsequent Flat Race with the same item or items of Notifiable Gear as it started in for the last Flat Race it ran, irrespective of whether it started in a Jumping Race in other approved items of Notifiable Gear between such Flat Races. The same applies in respect of in consecutive subsequent Jumping Races.

## Blinkers | Visor Blinkers



Blinkers (half cup)



Blinkers (full cup)



Visor Blinkers

**Provision:** Blinkers and Visor Blinkers are approved for use subject to the conditions set out in this register. Full cup and half Cup Blinkers are permitted. Blinkers must be open cupped, to permit a full forward and peripheral view with the cup not exceeding 6cm in width. Neither blinkers nor visor blinkers must not be cut back in any way to reduce their original width. Blinkers may be used in conjunction with a Shadow Roll. Blinkers or Visor Blinkers may NOT be used in conjunction with Side Winkers.

**Track conditions:** Trainers may apply for the removal of Blinkers or Visor Blinkers during a race meeting if the track conditions are such that the Blinkers or Visor Blinkers may become packed with turf.

**Proper application:** Blinkers and Visor Blinkers must be worn under bridle and have buckles or interlocking clips.

**Visor Blinkers:** Visor Blinkers are permitted provided that no more than 50% of the cup is removed.

**One-cupped Blinker/Visor Blinker:** One-Cupped Blinker may be used. The trainer must notify before withdrawals what side it will be worn.

**Jumping races:** Blinkers are permitted in jumping races in accordance with the New Zealand Rules of Racing

## Pacifiers | Pacifiers and Blinkers



Pacifiers



Pacifiers and Blinkers

**Provision:** Pacifiers are approved for use subject to the conditions set out in this register.

Pacifiers may be used in conjunction with Blinkers.

When Pacifiers and Blinkers are used in conjunction they **MUST** be declared as a separate entity of notifiable gear, this applies when 'cups or cowls' are attached to the Pacifier.

Pacifiers may be used in conjunction with a Shadow Roll.

**Specifications:** Pacifiers must be a strong mesh that will resume normal shape after compression.

**Proper application:** Pacifiers must be worn under the bridle.

**Jumping races:** Pacifiers are **NOT** permitted in jumping races

**Track conditions:** Trainers may apply for the removal of Pacifiers during a race meeting if the track conditions are such that the Pacifiers may become packed with turf.

## Side Winkers



Side Winkers



Side Winkers with a Shadow Roll

**Provision:** Side Winkers are approved for use subject to the conditions set out in this register.

Side Winkers may be used in conjunction with a Shadow Roll

Side Winkers are NOT permitted to be used in combination with Blinkers or Visor Blinkers.

**Specifications:** Side Winkers must be lambs' wool or a synthetic equivalent and not exceed 299mm in length and be of a reasonable thickness to allow adequate forward and peripheral vision.

**Proper application:** Side Winkers must be attached to the cheek strap of the bridle.

**One Side Winker:** One Side Winker may be used. The Trainer must notify before withdrawals what side it will be worn.

**Jumping races:** Side Winkers are permitted in jumping races in accordance with the New Zealand Rules of Racing.

## Shadow Roll



Shadow Roll

**Provision:** A Shadow Roll is approved for use subject to the conditions set out in this register.

A Shadow Roll may be used in conjunction with Blinkers, Visor Blinkers, Side Winkers and Shadow Roll.

**Specifications:** The Shadow Roll must be made of lambs' wool or the synthetic equivalent and must be of a reasonable thickness to allow adequate forward and peripheral vision.

**Proper application:** Must be positioned no further up the nasal bone than half way between nostrils and eyes.

## Brow Band | Brow Roll



Brow band

**Provision:** A Brow Band is approved for use subject to the conditions set out in this register.

A Brow Band may be worn in conjunction with other head gear.

**Specifications:** A Brow Band must be made of lamb's wool or the synthetic equivalent. The Brow Band when fitted, must be of a reasonable thickness.

**Proper application:** The Brow Band must be securely attached to the brow band of the bridle.

## Ear Covers



Ear Covers

**Provision:** Ear Covers are approved for use subject to the conditions set out in this register.

Ear Covers may be used in conjunction with Blinkers, Visor Blinkers, Side Winkers and Shadow Roll.

**Specifications:** Ear Covers must be of wetsuit material, vinyl or cloth and must be attached by a buckle or interlocking clip. Ear Covers worn in races MUST NOT be red in colour.

No foreign material is to be inserted in the ears of any horse wearing Ear Covers.

## Ear Covers Pre-Race



Ear Covers Pre-Race

**Ear Covers Pre-Race** Ear Covers May be worn pre-race and removed at the start, these must be RED in colour and must be fitted over the bridle.

**Specifications:** Ear Covers must be of wetsuit material, vinyl or cloth and must be attached by a buckle or interlocking clip.

No foreign material is to be inserted in the ears of any horse wearing Ear Covers.

## Compression Hoods with Ear Muffs



Compression Hood with Ear Muffs

**Provision:** The Hidez Compression Hood with Ear Muffs (pictured) is approved for use

**Specifications:** Compression Hoods with Ear Muffs must only be Hidez.

No foreign material is to be inserted in the ears of any horse wearing Ear Covers.

**Please Note** The Hidez Compression Hood without Ear Muffs has NOT been approved for use.

## Ear Plugs | Ear Plugs Pre-Race



Ear Plugs

**Provision:** Ear Plugs are approved subject to the conditions set out in this register.

**Specification:** Only ear plugs of a type approved by the Stewards are permitted to be used in a race or trial. Ear Plugs are NOT to be worn in conjunction with Ear Covers.

When a horse is to race in ear plugs the must be presented to race with ear plugs and must not be removed until returning to the saddling area.


**Ear Plugs Pre-Race:** Ear Plugs May be worn pre-race and removed at the start.



## Tongue Ties



Leather Tongue Tie



Rubber Band Tongue Tie

**Provision:** Tongue Ties and Tongue Clips are approved for use subject to the conditions set out in this register.

**Specifications:** Only tongue ties made from leather, rubber, Lycra or neoprene may be used. The minimum width for tongue ties made from leather or rubber is 15mm, and those from Lycra or neoprene is 50mm.

**Tongue ties made from nylon stockings or adhesive bandages (such as Vetwrap) are prohibited.**  
**Tongue**

**Proper application:** Tongue ties must not be applied earlier than 30 minutes before the advertised start time of the race. Tongue ties must not be attached to the bit or bridle.

Tongue Ties must be removed as soon as is practicable.

## Nose-Band



Cross-over



Kineton



Hanoverian

**Provision:** Cross-over, Hanoverian and Kineton Nose-Bands are approved for use subject to the conditions set out in this register.

**Dropped Nose-Bands:** Dropped Nose-Bands are NOT permitted to be used in any race, trial or track work.

# Boots | Rubber Ring



Brushing Boot



Hock Boot



Tendon Boot



Bumper Boots



Shin Boot



Scalping Boot



Bell Boot



Rubber Ring

**Provision:** Shin Boots, Tendon Boots, Bell Boots, Bumper Boots, Scalping Boots, Brushing Boots and Hock Boots are approved for use subject to the conditions set out in this register.

**Specifications:** All Boots must be a design approved by the Stewards. They must be of good quality, light for racing purposes, and be secured with buckles or Velcro provided it is fastened with electrical tape. Not by any other interlocking materials, press-studs, or by other means. All boots with Velcro straps must be approved by Stewards prior to being used.

**Use of Boots with Bandages:** Boots may be worn over the top of self-adhesive or adhesive bandages but not over the top of other bandages.

**Bell Boots:** Bell Boots must be rubber and, in design, must be securable only by pulling them over the hoof. Bell Boots that are detachable and that may be secured by buckles, Velcro or some other means are not permitted.

**Rubber Ring:** A Rubber Ring is used to prevent a horse from scalping and must be of a design approved by the Stewards.

# Bandages



Standard Bandages MUST be stitched



Self-Adhesive  
Bandages  
(Coflex, Vetwrap)



Adhesive Bandages (Elastoplast)  
MUST be stitched

**Standard Bandages:** Standard Bandages are approved for use, but **MUST** be stitched the full length, on the outside of the leg, in contrasting thread.

The bandage may extend down over the fetlock, but must not restrict movement of the joint.

**Self-Adhesive Bandages (Coflex, Vetrap):** Self Adhesive Bandages are approved use and may be stitched, or electrical tape applied at least two times around the circumference of the bandage.

**Adhesive Bandages (Elastoplast):** Adhesive Bandages are approved for use, but **MUST** be stitched with contrasting thread.

**Bumper Bandages or Heel Bandages:** Bumper Bandages are approved for use but must be applied using the set-out criteria. Bumper Bandages **DO NOT** have to be declared in accordance with Rule 609.

## Cornell Collar



Cornell Collar



Cornell Collar

**Approval for use:** Cornell Collars are approved for use subject to the conditions set out in this register.

**Permission to use:** Application for permission to use a Cornell Collar in a race or official trial must be accompanied by a written submission from a registered Veterinarian which includes the following:

- a) details of any relevant examination(s) of the horse in question;
- b) explanation of why the use of the Cornell Collar is appropriate and justified in the circumstances;
- c) declaration that the horse has been observed during a gallop of not less than 1000 metres and/or trialling and that there were no untoward effects identified as a consequence of the Cornell Collar's application.

**Type of Cornell Collar to be used:** A Cornell Collar must be of a type approved by the Stewards and/or a Veterinarian.

**Veterinarian to inspect prior to racing:** Prior to racing, any horse that is fitted with a Cornell Collar must be inspected by a veterinarian, to ensure that the Cornell Collar is fitted in accordance with the manufacturer's instructions.

**Permission to discontinue use:** Prior to permission being granted to discontinue the use of a Cornell Collar in future races, the Trainer must provide a supporting letter from the Trainer's Veterinarian outlining the reasons for removing the Cornell Collar.

**Jumping races:** Cornell Collars are not permitted for use in jumping races.

## Nasal Strip



Nasal Strip

**Provision:** A Nasal Strip is approved for use subject to the conditions set out in this register.

**Specifications:** The Nasal Strip must be a registered/certified product and approved by the Stewards.

**Proper Application:** The Nasal Strip must be fitted as per the manufacturer's instructions.

## Tail Chain



Tail Chain

**Provision:** A Tail Chain is approved for use subject to the conditions set out in this register.

**Specifications:** A Tail Chain can consist of up to 5 chain links of a size and weight approved by the Stewards.

**Proper application:** A Tail Chain must be fitted to the butt of the tail by a rubber band, leather strap or Elastoplast.

## Barrier Blanket



Barrier Blanket

**Provision:** A Barrier Blanket may be used at the barriers in races or trials, subject to the conditions set out in this register.

**Specifications:** The Barrier Blanket must be of type approved by the Stewards. The Barrier Blanket must have a strap(s) that attach to the barrier.

**Application:** The provision of a Barrier Blanket must be arranged by the Trainer.

## Barrier Blindfold



Blindfold

**Provision:** A Blindfold is approved for use at the barriers subject to the conditions set out in this register.

**Specifications:** The Blindfold must be of a type approved by the Stewards.

**Proper application:** For safety reasons, the blindfold will be fitted as late as possible. The Blindfold is to be removed no later than when the last runner is being loaded.

## Standard Bits



Racing Dee Bit



Racing Dee Bit with rubber covered snaffle mouth



Racing Dee Bit with thick hollow mouth



Racing Dee Bit with thin hollow mouth



Racing Dee Bit with rubber covered snaffle mouth



Racing Dee Bit with small Dee mouth



Racing Dee Bit with copper mouth



Racing Dee Bit with inside loops



Racing Dee Bit with copper mouth



Racing Dee Bit with slow twist mouth



Shetland Loose Ring



Loose Ring Snaffle



Thin Mouth Ring Snaffle



Lightweight Loose Ring Race Snaffle

**Provision:** The following five categories of bits are approved for use subject to the conditions set out in this register:

- (a) Standard Bits; all Dee, Egg Butt Snaffle and Loose Ring Snaffles.
- (b) Lugging Bits; Ring Bit, Crescendo, Controller, Regulator, Springsteen, Half Spoon, JR Lugging, Brad Lugging, AC Lugging, Straight Mouth bits.
- (c) Norton Bits; Norton Citation bit, Victor Race bit.
- (d) Tongue Control Bits.
- (e) Butterfly Bit.

**Tongue Clips | Bit Lifters:** Tongue Clips and Bit Lifters may be used in conjunction and are to be declared as Tongue Control Bits.

**Rubber bits:** Any Rubber Bit used must show evidence that the bit is reinforced with steel through the centre.

**Prohibited bits:** The following bits are expressly prohibited:

- (a) All Apple mouth bits with jointed mouthpiece;
- (b) Snake bits;
- (c) Aluminium bits;
- (d) Basket bit;
- (e) Pee Wee bit;
- (f) Tom Thumb bits (full spoon); in races and trials only.
- (g) Running Gag bits; in races and trials only.

## Standard Bits



Thick Hollow Ring



Heavy Mouth Ring



Loose Ring with rubber covered snaffle mouth



Thick Hollow Ring



Superfine Sweet Iron Snaffle



Heavy Ring Sweet Iron Snaffle



Scrub Board Sweet Iron Snaffle



Heavy Ring Snaffle with inlaid copper mouth



Eggbutt Snaffle with french mouth



Dr Bristol Eggbutt



Loose Ring Eggbutt



Eggbutt Snaffle with copper & SS rollers



Slow Twist Eggbutt with flat rings



Loose Ring Eggbutt with copper mouth

**Provision:** The following five categories of bits are approved for use subject to the conditions set out in this register:

- (a) Standard Bits; all Dee, Egg Butt Snaffle and Loose Ring Snaffles.
- (b) Lugging Bits; Ring Bit, Crescendo, Controller, Regulator, Springsteen, Half Spoon, JR Lugging, Brad Lugging, AC Lugging, Straight Mouth bits.
- (c) Norton Bits; Norton Citation bit, Victor Race bit.
- (d) Tongue Control Bits.
- (e) Butterfly Bit.

**Tongue Clips | Bit Lifters:** Tongue Clips and Bit Lifters may be used in conjunction and are to be declared as Tongue Control Bits.

**Rubber bits:** Any Rubber Bit used must show evidence that the bit is reinforced with steel through the centre.

**Prohibited bits:** The following bits are expressly prohibited:

- (a) All Apple mouth bits with jointed mouthpiece;
- (b) Snake bits;
- (c) Aluminium bits;
- (d) Basket bit;
- (e) Pee Wee bit;
- (f) Tom Thumb bits (full spoon); in races and trials only.
- (g) Running Gag bits; in races and trials only.



Standard Bits



Eggbutt Snaffle



Magenis Snaffle



Slow Twist Eggbutt with flat rings



Slow Twist Eggbutt with flat rings



Dressage Eggbutt with french mouth



Dressage Eggbutt Bradoon



Eggbutt Snaffle with thin copper mouth



Superfine Eggbutt Bradoon



Eggbutt Snaffle with thin solid mouth



Thick Hollow Eggbutt with round rings



Eggbutt Snaffle with thick solid mouth



Eggbutt Snaffle with hinged mouth



Slow Twist Eggbutt with flat rings



Slow Twist Eggbutt with flat rings

**Provision:** The following five categories of bits are approved for use subject to the conditions set out in this register:

- (a) Standard Bits; all Dee, Egg Butt Snaffle and Loose Ring Snaffles.
- (b) Lugging Bits; Ring Bit, Crescendo, Controller, Regulator, Springsteen, Half Spoon, JR Lugging, Brad Lugging, AC Lugging, Straight Mouth bits.
- (c) Norton Bits; Norton Citation bit, Victor Race bit.
- (d) Tongue Control Bits.
- (e) Butterfly Bit.

**Tongue Clips | Bit Lifters:** Tongue Clips and Bit Lifters may be used in conjunction and are to be declared as Tongue Control Bits.

**Rubber bits:** Any Rubber Bit used must show evidence that the bit is reinforced with steel through the centre.

**Prohibited bits:** The following bits are expressly prohibited:

- (a) All Apple mouth bits with jointed mouthpiece;
- (b) Snake bits;
- (c) Aluminium bits;
- (d) Basket bit;
- (e) Pee Wee bit;
- (f) Tom Thumb bits (full spoon); in races and trials only.
- (g) Running Gag bits; in races and trials only.

## Standard Bits



Mullen Mouth Eggbutt with large flat ring mouth



Crescendo Bit



Happy Mouth Racing Dee Bit with flexible mouth <sup>1</sup>



Happy Mouth Flat Ring Eggbutt with flexible mouth <sup>1</sup>




Mullen Mouth Eggbutt with small round rings <sup>1</sup>



Racing Dee Bit soft rubber Mullen mouth <sup>1</sup>



Eggbutt Happy Tongue



Loose Ring Happy Tongue



Dee Ported Barrel



Eggbutt Ported Barrel



Loose Ring Bomber Blue without rubber



Eggbutt Bomber Blue



Dee Happy Tongue



Dee Bomber Blue

**Provision:** The following five categories of bits are approved for use subject to the conditions set out in this register:

- (a) Standard Bits; all Dee, Egg Butt Snaffle and Loose Ring Snaffles.
- (b) Lugging Bits; Ring Bit, Crescendo, Controller, Regulator, Springsteen, Half Spoon, JR Lugging, Brad Lugging, AC Lugging, Straight Mouth bits.
- (c) Norton Bits; Norton Citation bit, Victor Race bit.
- (d) Tongue Control Bits.
- (e) Butterfly Bit.

**Tongue Clips | Bit Lifters:** Tongue Clips and Bit Lifters may be used in conjunction and are to be declared as Tongue Control Bits.

<sup>1</sup> **Rubber bits:** Any Rubber Bit used must show evidence that the bit is reinforced with steel through the centre.

**Prohibited bits:** The following bits are expressly prohibited:

- (a) All Apple mouth bits with jointed mouthpiece;
- (b) Snake bits;
- (c) Aluminium bits;
- (d) Basket bit;
- (e) Pee Wee bit;
- (f) Tom Thumb bits (full spoon); in races and trials only.
- (g) Running Gag bits; in races and trials only.

## Standard Bits



**DC Dressage Bomber Blue**  
Proper application: Bridle cheek strap must be attached to small ring



**DC Dressage Happy Tongue**  
Proper application: Bridle cheek strap must be attached to small ring



**Half Spoon Snaffle**



**Controller Bit**



**Mullen Mouth Eggbutt with small round rings**




**Regular Bit**



**Springsteen Snaffle**



**Lightweight Loose Ring Mullen Snaffle**



**Dee Bomber Blue**

## Norton Bit



**Dee Bomber Blue**



**Dee Bomber Blue**

**Provision:** The following five categories of bits are approved for use subject to the conditions set out in this register:

- (a) Standard Bits; all Dee, Egg Butt Snaffle and Loose Ring Snaffles.
- (b) Lugging Bits; Ring Bit, Crescendo, Controller, Regulator, Springsteen, Half Spoon, JR Lugging, Brad Lugging, AC Lugging, Straight Mouth bits.
- (c) Norton Bits; Norton Citation bit, Victor Race bit.
- (d) Tongue Control Bits.
- (e) Butterfly Bit.

**Tongue Clips | Bit Lifters:** Tongue Clips and Bit Lifters may be used in conjunction and are to be declared as Tongue Control Bits.

**Rubber bits:** Any Rubber Bit used must show evidence that the bit is reinforced with steel through the centre.

**Prohibited bits:** The following bits are expressly prohibited:

- (a) All Apple mouth bits with jointed mouthpiece;
- (b) Snake bits;
- (c) Aluminium bits;
- (d) Basket bit;
- (e) Pee Wee bit;
- (f) Tom Thumb bits (full spoon); in races and trials only.
- (g) Running Gag bits; in races and trials only.

## Lugging Bits



Half Spoon Ring Dexter



Triabit



Dexter Ring Racing



Dexter Ring Racing copper plated



Dexter Ring Racing with Rubber Covered Snaffle



Brad Lugging Bit



JR Lugging Bit



AC Lugging Bit



James Mullen Mouth Bit



James Snaffle Mouth Bit

**Provision:** The following five categories of bits are approved for use subject to the conditions set out in this register:

- (a) Standard Bits; all Dee, Egg Butt Snaffle and Loose Ring Snaffles.
- (b) Lugging Bits; Ring Bit, Crescendo, Controller, Regulator, Springsteen, Half Spoon, JR Lugging, Brad Lugging, AC Lugging, Straight Mouth bits.
- (c) Norton Bits; Norton Citation bit, Victor Race bit.
- (d) Tongue Control Bits.
- (e) Butterfly Bit.

**Tongue Clips | Bit Lifters:** Tongue Clips and Bit Lifters may be used in conjunction and are to be declared as Tongue Control Bits.

**Rubber bits:** Any Rubber Bit used must show evidence that the bit is reinforced with steel through the centre.

**Prohibited bits:** The following bits are expressly prohibited:

- (a) All Apple mouth bits with jointed mouthpiece;
- (b) Snake bits;
- (c) Aluminium bits;
- (d) Basket bit;
- (e) Pee Wee bit;
- (f) Tom Thumb bits (full spoon); in races and trials only.
- (g) Running Gag bits; in races and trials only.

## Lugging Bits



**Happy Mouth Ring Dexter Bit**  
 (Please note these bits are to be branded SOYO on the large ring to distinguish them from the barred Apple and White Jointed bits)



**Winning tongue Bit with Brakes (Normal Plate)** Condition of use: Bridle cheek straps be attached to the smaller rings.bits

## Tongue Control Bits



**Dressage Eggbutt with Tongue Control**



**Tongue Control Bit**



**WTP Dee Bit Tongue Control**



**WTP Dee Snaffle with Tongue Control**



**WTP Loose Ring Snaffle with Tongue Control**



**Dexter Ring Racing with tongue control**



**WTP Dexter Ring with Tongue Control**

**Provision:** The following five categories of bits are approved for use subject to the conditions set out in this register:

- (a) Standard Bits; all Dee, Egg Butt Snaffle and Loose Ring Snaffles.
- (b) Lugging Bits; Ring Bit, Crescendo, Controller, Regulator, Springsteen, Half Spoon, JR Lugging, Brad Lugging, AC Lugging, Straight Mouth bits.
- (c) Norton Bits; Norton Citation bit, Victor Race bit.
- (d) Tongue Control Bits.
- (e) Butterfly Bit.

**Tongue Clips | Bit Lifters:** Tongue Clips and Bit Lifters may be used in conjunction and are to be declared as Tongue Control Bits.

**Rubber bits:** Any Rubber Bit used must show evidence that the bit is reinforced with steel through the centre.

**Prohibited bits:** The following bits are expressly prohibited:

- (a) All Apple mouth bits with jointed mouthpiece;
- (b) Snake bits;
- (c) Aluminium bits;
- (d) Basket bit;
- (e) Pee Wee bit;
- (f) Tom Thumb bits; in races and trials only.
- (g) Running Gag bits; in races and trials only.

<sup>2</sup> Happy Mouth Ring Dexter Bits are permitted (Please note these bits are to be branded SOYO on the large ring to distinguish them from the barred Apple and White Jointed bits)

## Butterfly Bit




**Butterfly Bit**  
(Cannot be worn with Cheekers or Cheek Burr)

## Prohibited Bits



**Tom Thumb (full spoon)**  
(Race and Trials only)



**Running Gag Bit**  
(Race and Trials only)



**Pee Wee Bit**



**Snake Bit**

**Provision:** The following five categories of bits are approved for use subject to the conditions set out in this register:

- (a) Standard Bits; all Dee, Egg Butt Snaffle and Loose Ring Snaffles.
- (b) Lugging Bits; Ring Bit, Crescendo, Controller, Regulator, Springsteen, Half Spoon, JR Lugging, Brad Lugging, AC Lugging, Straight Mouth bits.
- (c) Norton Bits; Norton Citation bit, Victor Race bit.
- (d) Tongue Control Bits.
- (e) Butterfly Bit.

**Prohibited bits:** The following bits are expressly prohibited:

- (a) All Apple mouth bits with jointed mouthpiece;
- (b) Snake bits;
- (c) Aluminium bits;
- (d) Basket bit;
- (e) Pee Wee bit;
- (f) Tom Thumb bits (full spoon); in races and trials only.
- (g) Running Gag bits; in races and trials only.

## Cheek Burr | Lugging Cheeker



**Cheek Burr**  
(may NOT be used in conjunction with a Butterfly Bit)

**Cheek Burr | Lugging Cheeker:** A Lugging Cheeker must be made of rubber or rubber composite and must have rounded ends.

## Bridles | Reins



Reins with buckles and stoppers



Irish Martingale Rings

## Cheekers | Bit Lifter



Cheekers



Bit Lifter

The Stewards may, at their discretion, forbid the use of any design type or manufacture of reins or bridles for use in races, trials or track work, provided that:

**Reins:** Reins may NOT be made of leather. Reins must have rubber grips. Reins must have rubber or leather keepers or stoppers when buckles and rings are both used.

**Bridles:** Must be secured by buckles and not by any other interlocking material. Brow Band and Throat Strap to be attached

**Irish Martingale Rings:** Irish Martingale Rings are approved for use but DO NOT have to be declared in accordance with Rule 609.

**Cheekers:** DO NOT have to be declared in accordance with Rule 609. Must not be used in conjunction with a Butterfly Bit.

**Bit Lifter:** Bit Lifters are approved for use but do not have to be declared in accordance with Rule 609.

## Approved Race Plates



Apple



Equine




Thoro'Bred Queens Plate



Victory



Wide Web Plate



Wide Web Plate



World Race Plate Thoro'bred  
Four Point



Kerckhaert King Plate  
Extra Sound

### Racing Plate and Fitting Specifications:

1. The NZ Farriers Association Inc. will review the list of approved racing Plates as part of their annual AGM and referred any suggested changes to NZTR and the RIB for approval.
2. All racing Plates and Tips must be made of a material capable of being forged or moulded into shape and must be approved by the NZ Farriers Association Inc.
3. Tips must cover at least one-third of the perimeter of the hoof.
4. Racing Plates excluding Bar Plates must not exceed 150 grams in weight, provided that upon application to the RIB Steward, permission may be given for the use of approved therapeutic racing Plates or for horses with larger hooves to wear plates up to a weight of 170 grams.
5. Racing Plates and Tips must be securely and properly fitted to the satisfaction of the Plate Inspection Farrier and must not protrude beyond the perimeter of the hoof.

### Minimum Racing Plate and Tip Fitting Requirements:

- Tips by not less than 4 (four) nails.
  - Three-quarter racing Plates by not less than 5 (five) nails
6. Full racing Plates by not less than 5 (five) nails; with nails placed and clinched. No projections shall be permitted other than nail heads which must not protrude more than 2mm from the surface of the racing Plate or Tip.
  7. Forged or rolled toe and side clips are permitted provided such clips have blunt, rounded edges and do not exceed 15mm in height and 20mm in width.
  8. Steel inserts are permitted provided they are level with the surface of the plate


*Continued...*



## Approved Race Plates



Winner



St Croix Concord




Wide Web Plate



Speed Toe Kerckhaert



2" & 3" wedged hinds/fronts



Lightweight Steel Galloping Plates



Kerckhaert Safety Trackx ES



**PROHIBITED**

**Kerckhaert Kings Plate Outer Rim**

9. Bar racing Plates are permitted, provided that the entire racing Plate including the bar is in one piece. A bar may be welded or riveted to the racing Plate provided that the surface of the bar is level with that of the racing Plate.
10. Heeled racing Plates or caulks are not permitted in flat races.
11. Heels shall be permitted on the hind hooves only in jumping racings.
12. Cutting racing Plates grippers or any other form of racing Plate or Tip which is in the opinion of the Farrier or the RIB Steward may be dangerous are not permitted.
13. Hoof pads shall be of a material, design and weight as approved by the NZ Farriers Association Inc and the RIB Stewards.
14. Heels on racing Plates must be turned back and blocked no less than 13mm in length and heels no higher than the thickness of the material. Heels must not protrude beyond the heel of the hoof and the inside heel must be bevelled and flush with the hoof. No stab heels are permitted.
15. Plates may be lined with rubber, leather or other suitable material not exceeding 6mm thickness as approved by the NZ Farriers Association Inc.
16. Hoof Protection Pads. Hooves may be lined with the material not exceeding 3mm as approved by the NZ Farriers Association Inc.
17. Aluminium Wedge Front or Hind racing plates shall be permitted under any front or hind foot provided the highest part does not exceed 14mm. Metal, plastic or leather wedges will be permissible. Total height of wedge & pad must not exceed 20mm.

*Continued...*

## Bar Plates and Tips



Egg Bar



Heart Bar




Straight Bar, and any other shape or configurations



Steel Tips

## Glue on Race Plates



Sigafoos with cloth fabric



Mustad Glue on Shoes and Plates tabs


18. Wedged bars shall be permitted, provided that the entire plate including the bar is in one piece. A bar may be welded to the plate provided that the surface of the bar is level with that of the plate.
19. Forged or Rolled Toe and Side Clips are permitted provided such clips have blunt, rounded edges and do not exceed 15mm in height and 20mm in width. Steel inserts are permitted provided they are level with the surface of the plate.
20. No toe grabs or any other protrusions are permitted.
21. Steel Plates are permitted provided they are made out of material no heavier than  $\frac{1}{2} \times \frac{1}{4}$  section or corresponding to weights as per Aluminium Plates.
22. In the event of a shoe being cast during the preliminary to a race or so damaged that it cannot be secured and needs to be removed, the horse may be withdrawn from the race at the discretion of the RIB Stewards.

**Any deviation from the aforementioned shall not be approved unless written permission has been granted from the Stipendiary Stewart prior to race day and presented to the race day Farrier one hour prior to start time.**

## Concussion Plates Erethane Protected Race Plates / Shock Shod Shoes



Kerckhaert bonded aluminium Extra Sound fronts Bonded with rubber for absorbing concussion



Shock shod race plates, and urethane protected raceplates are laminated on the outside surface. Must be a design approved by stewards.



Concussion race plates are laminated on the hoof surface of the plate and include: leather, plastic, rubber, oakum, resin, Shock Tammer, white or colour bonded

## Hoof Pads



Shall be of a material, design and weight approved by the Stewards

NZTR Rules of Racing in relation to racing Plates are:

613 A person must not start or attempt to start a horse in a Race or trial (including a jump-out, or test for certification purposes with a horse):

(c) in plates having a sharp flange or sharp projection on the ground-bearing surface, or which are excessively worn or otherwise faulty or defective; or

(d) unless fully shod with approved plates in accordance with the plating provisions of the approved gear list determined and published by NZTR in accordance with Rule 609, provided that in exceptional circumstances a Stipendiary Steward may permit a horse to run unshod or partly shod.

Rule 613 (c) and (d) commentary

If a horse wears racing Plates which are in breach of Rule 613 (c) and 613 (d), it may be, in addition to any other penalty which may be imposed, disqualified from such race or trial. The obligations set out in Rule 613 (c) and 613 (d) also apply to the person 'shoeing' the horse for that race, who for the purposes of Rule 613 (c) and 613 (d) shall be deemed to have attempted to start the horse in such race or trial in such racing Plates.

## Other Gear

### Rearing Bit | Stallion Chain



Rearing Bit



Stallion Chain

NZTR Board Directive (2004): When a horse is led or ridden within the confines of any racecourse or training track operated under the jurisdiction of a club registered under the New Zealand Rules of Racing, it shall at all times (be it during trackwork, trials or raceday) have a bit in its mouth. When a horse is led it shall be by the reins or lead that is attached to the bit.

**Stallion Chain:** A Stallion Chain is also permitted as an alternative to a Rearing Bit.

### Barrier Extension



**Provision:** A Barrier extension may be used at the barriers in races or trials. Only used on 'Steriline' Barriers.

### Safety Irons



**Safety Irons:** Must be used for Trackwork.

# Complete List of Notifiable Gear

Approved Plates  
Approved Plates (Front)  
Approved Plates (Hind)  
Bandages  
Bar Plates  
Bar Plates (Front)  
Bar Plates (Hind)  
Barrier Blanket  
Blindfold (Barrier)  
Blinkers  
Blinkers - 1 cup N/S  
Blinkers - 1 cup O/S  
Boots  
Brow Band  
Butterfly Bit  
Cheek Burrs  
Compression Hoods with  
Ear Muffs  
Concussion Plates  
Concussion Plates (Front)  
Concussion Plates (Hind)  
Cornell Collar  
Ear Covers (Pre-Race)  
Ear Covers (Race)  
Ear Plugs (Pre-Race)  
Ear Plugs (Race)  
Glue-on Shoes  
Glue-on Shoes (Front)  
Glue-on Shoes (Hind)  
Hoof Pads  
Hoof Pads (Front)  
Hoof Pads (Hind)  
Lugging Bit  
Nasal Strip  
Norton Bit  
Nose Band  
Pacifiers  
Rubber Ring  
Shadow Roll  
Side Winkers  
Side Winkers – 1 N/S  
Side Winkers – 1 O/S  
Standard Bit  
Standard Tips  
Standard Tips (Front)  
Standard Tips (Hind)  
Tail Chain  
Tongue Control Bit  
Tongue Tie  
Visor Blinkers

Items of notifiable gear from this list MUST be notified to New Zealand Thoroughbred Racing prior to withdrawal time of the meeting, published in the programme guide in the Thoroughbred Racing Monthly or otherwise notified.

Items of gear that are not listed may be permitted. An application must be made to New Zealand Thoroughbred Racing or the Racing Integrity Unit.